

DLX & DLX B MULTIFLOW MA

Solenoid dosing pump

Analogical dosing pump with selection of flow-rate/backpressure and manual flow rate adjustment. The DLX MultiFlow MA is an electromagnetic pump with constant flow rate, manually adjustable via a potentiometer. Max flow rate/working pressure can be selected by the user.

GENERAL FEATURES

- Manual adjustment of flow rate.
- Regulation range: 0-100%.
- Level probe input (upon request)
- Acid resistant plastic box.
- IP65 protection degree.
- Max Flow rate: 50 l/h; Max backpressure: 16 bar.
- Wall or horizontal basement mounting.
- Standard configuration: head in PVDF (PP on request), diaphragm in PTFE, seats in FPM, ceramic ball valves*.
- Standard power supply: 230V**.
- Models selectable from the user.

* further configurations available on request

** other power supplies available on request



PVDF-FPM STANDARD KIT

All DLXs are supplied with a standard PVDF-FPM installation kit, made up of 2m discharge PE tubing (4x6mm), 2m suction + 2m bleeding PVC crystal tube (4x6mm), PVDF foot filter, PVDF injection valve. Other configurations are available upon request.



TECHNICAL FEATURES

Modello	Max flow rate l/h (US GI/h)	Max pressure Bar (PIS)	Max frequency (strokes/min)	CC/ stroke	Power supply (Volts -Hz)	Weight (Kg)
A	2 (0.53)	16 (232)	111	0.30	230V - 50-60 Hz	2.3
	5 (1.32)	12 (174)	146	0.57	230V - 50-60 Hz	2.3
	8 (2.11)	10 (145)	222	0.60	230V - 50-60 Hz	2.3
B	30 (7.93)	3 (43.5)	214	2.34	230V - 50-60 Hz	2.9
	40 (10.57)	1 (14.5)	240	2.78	230V - 50-60 Hz	2.9
	50 (13.21)	0 (0)	300	2.78	230V - 50-60 Hz	2.9
C	8 (2.12)	7 (102)	150	0.89	230V - 50-60 Hz	2.3
	10 (2.64)	5 (72.5)	170	0.98	230V - 50-60 Hz	2.3
	20 (5.28)	2 (29)	250	1.33	230V - 50-60 Hz	2.3

CODES

Code	Description
PMF014205E	Multiflow-A MA 8-10 230V PVDF/FPM/Cer.
PMF014195E	Multiflow-B MA 50-0 230V PVDF/FPM/Cer.
PMF014185E	Multiflow-C MA 20-2 230V PVDF/FPM/Cer.

Code	Description
PMF014205G	Multiflow-A MA 8-10 230V PVDF/EPDM/Cer.
PMF014195G	Multiflow-B MA 50-0 230V PVDF/EPDM/Cer.
PMF014185G	Multiflow-C MA 20-2 230V PVDF/EPDM/Cer.

Code	Description
PMF014205E	MultiflowB-A MA 8-10 230V PVDF/FPM/Cer.
PMF014195E	MultiflowB-B MA 50-0 230V PVDF/FPM/Cer.
PMF014185E	MultiflowB-C MA 20-2 230V PVDF/FPM/Cer.

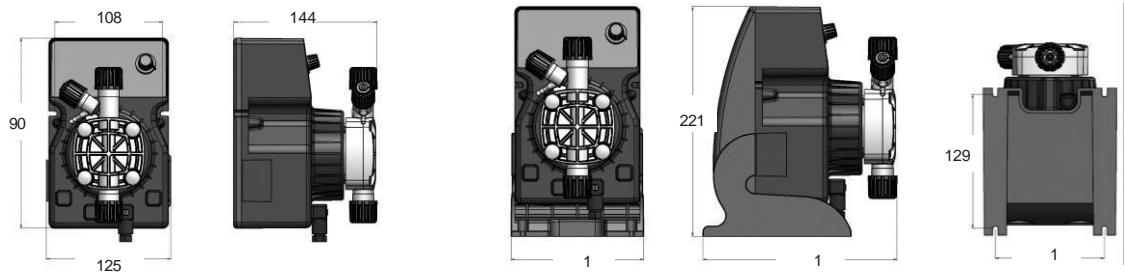
Code	Description
PMF014205G	MultiflowB-A MA 8-10 230V PVDF/EPDM/Cer.
PMF014195G	MultiflowB-B MA 50-0 230V PVDF/EPDM/Cer.
PMF014185G	MultiflowB-C MA 20-2 230V PVDF/EPDM/Cer.

MULTIFLOW SERIES

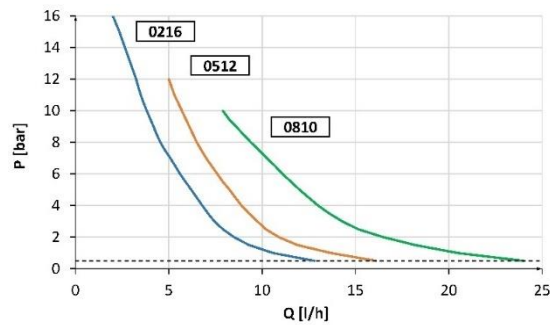
Solenoid dosing pumps



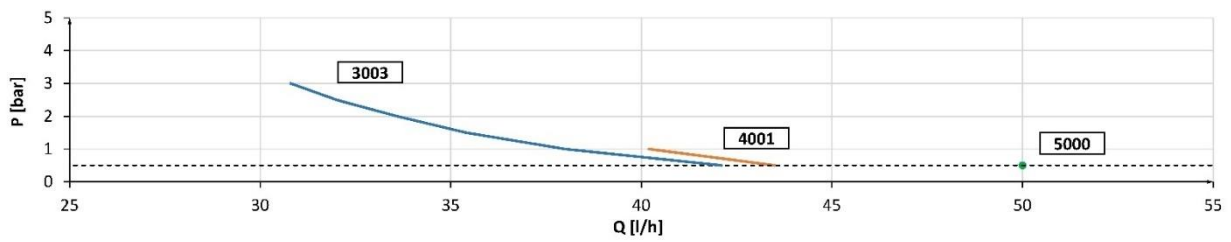
DIMENSIONS (MM)



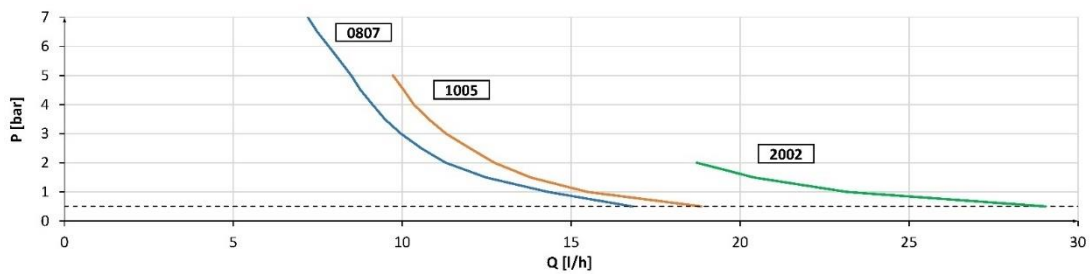
PRESSURE-FLOWRATE DIAGRAM



Multiflow A MF



Multiflow B MF



Multiflow C MF